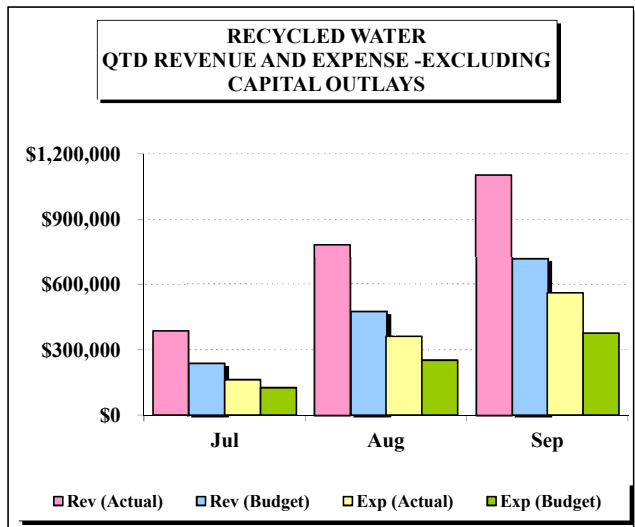
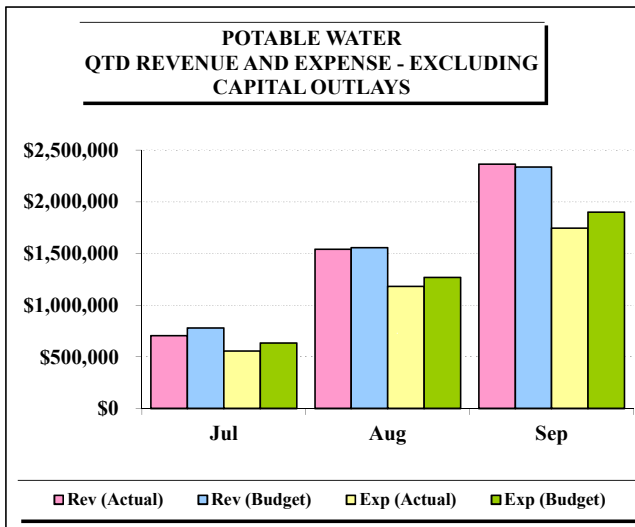
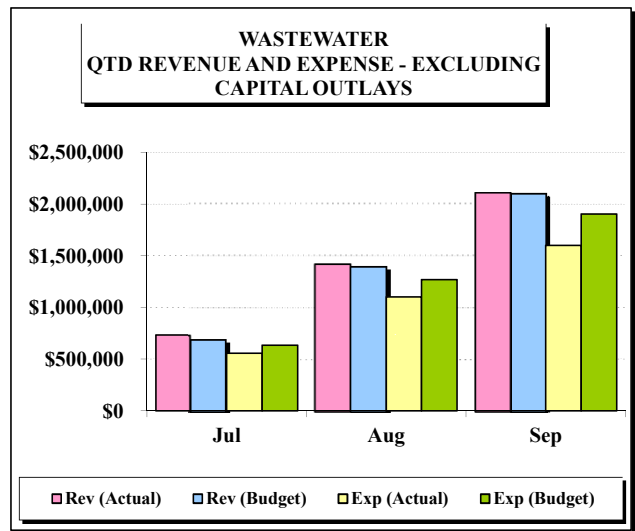
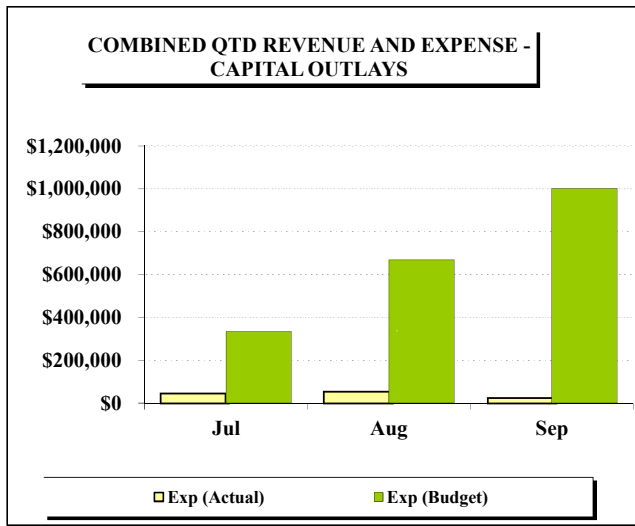
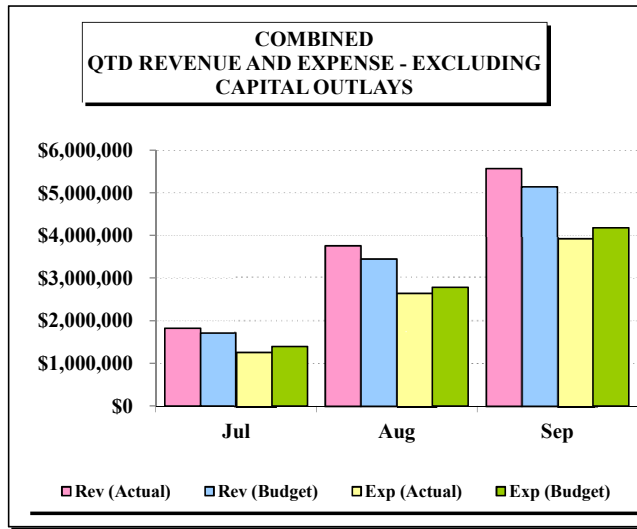


# TRIUNFO SANITATION DISTRICT

September 30, 2017

25%

## QUARTERLY REVENUE AND EXPENSE GRAPH



## TRIUNFO SANITATION DISTRICT

September 30, 2017

25%

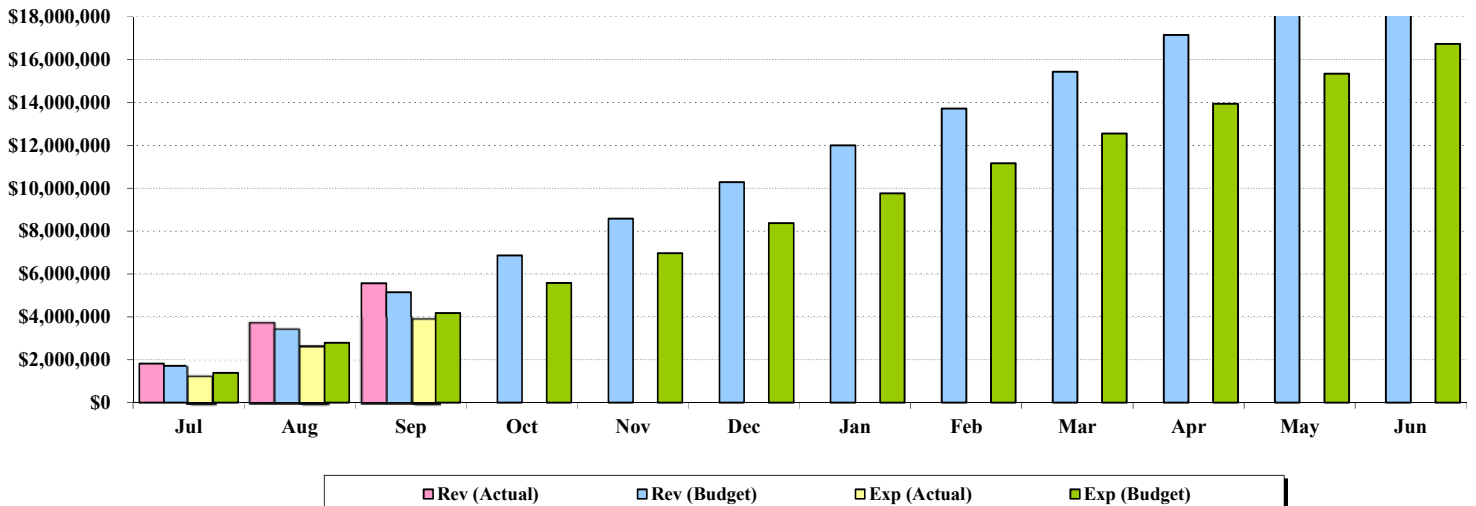
### REVENUE AND EXPENSE REPORT

<b>Revenue:</b>	<b>Adjusted Budget</b>	<b>Curent Period</b>	<b>Fiscal Year to Date</b>	<b>Unrealized Revenue</b>	<b>% Realized</b>
Sanitation Fees	\$ 8,212,841	\$ 674,660	\$ 2,070,985	\$ 6,141,855	25.2%
Connection Fees Triunfo	80,000	675	675	79,325	0.8%
Recycled Water	2,651,445	301,916	1,052,955	1,598,490	39.7%
Potable Water	7,309,742	648,301	1,863,073	5,446,670	25.5%
Water Meter Services	2,059,280	171,278	493,980	1,565,299	24.0%
Interest Income	40,000	8,804	25,796	14,204	64.5%
Revenue - Surcharges	-	-	-	-	-
Revenue - Violations	-	-	-	-	-
Other Services & Fees	224,164	25,411	63,578	160,586	28.4%
<b>Total Revenue</b>	<b>\$ 20,577,472</b>	<b>\$ 1,831,045</b>	<b>\$ 5,571,042</b>	<b>\$ 15,006,430</b>	<b>27.1%</b>

<b>Expenses:</b>	<b>Adjusted Budget</b>	<b>Curent Period</b>	<b>Fiscal Year to Date</b>	<b>Encumbrances</b>	<b>Available Budget</b>	<b>% Committed</b>
Wastewater Treatment	\$ 4,667,075	\$ 304,623	\$ 943,267	\$ -	3,723,808	20.2%
Potable Water Purch.	3,973,407	315,220	978,913	-	2,994,494	24.6%
Recycled Water Purch.	692,258	75,444	282,270	-	409,988	40.8%
VRSD (Administration)	1,253,904	100,034	328,679	-	925,225	26.2%
VRSD (Operations)	3,223,388	235,431	735,799	-	2,487,589	22.8%
Professional Services	100,003	10,856	41,407	-	58,596	41.4%
Depreciation/Amortization	1,318,521	126,882	378,940	-	939,581	28.7%
Overhead cost allocation	-	-	-	-	-	-
Joint Venture spending	-	-	-	-	-	-
Tillman plant	-	-	-	-	-	-
Debt service	698,561	44,795	70,152	-	628,409	10.0%
Permits, fees, & other	368,464	5,066	72,971	-	295,493	19.8%
Board member fees	73,328	4,228	13,858	-	59,470	18.9%
General & Administrative	376,321	31,255	76,329	-	299,992	20.3%
Outside Contractor Services	-	-	-	-	-	-
<b>Total Expenses</b>	<b>\$ 16,745,228</b>	<b>\$ 1,253,833</b>	<b>\$ 3,922,583</b>	<b>\$ -</b>	<b>\$ 12,822,645</b>	<b>23.4%</b>
<b>Net Income/(Loss) before Capital</b>	<b>\$ 3,832,244</b>	<b>\$ 577,212</b>	<b>\$ 1,648,459</b>	<b>\$ -</b>	<b>\$ 2,183,785</b>	<b>43.0%</b>
<b>Capital Outlays</b>	<b>(4,007,481)</b>	<b>28,043</b>	<b>(25,538)</b>	<b>-</b>	<b>(3,981,943)</b>	<b>0.6%</b>
<b>Increase/(Decrease) to Reserves</b>	<b>\$ (175,237)</b>	<b>\$ 605,256</b>	<b>\$ 1,622,921</b>	<b>\$ -</b>	<b>\$ (1,798,158)</b>	<b>-926.1%</b>

**YTD REVENUE AND EXPENSE - EXCLUDING CAPITAL OUTLAYS**



**TRIUNFO SANITATION DISTRICT**

September 30, 2017

25%

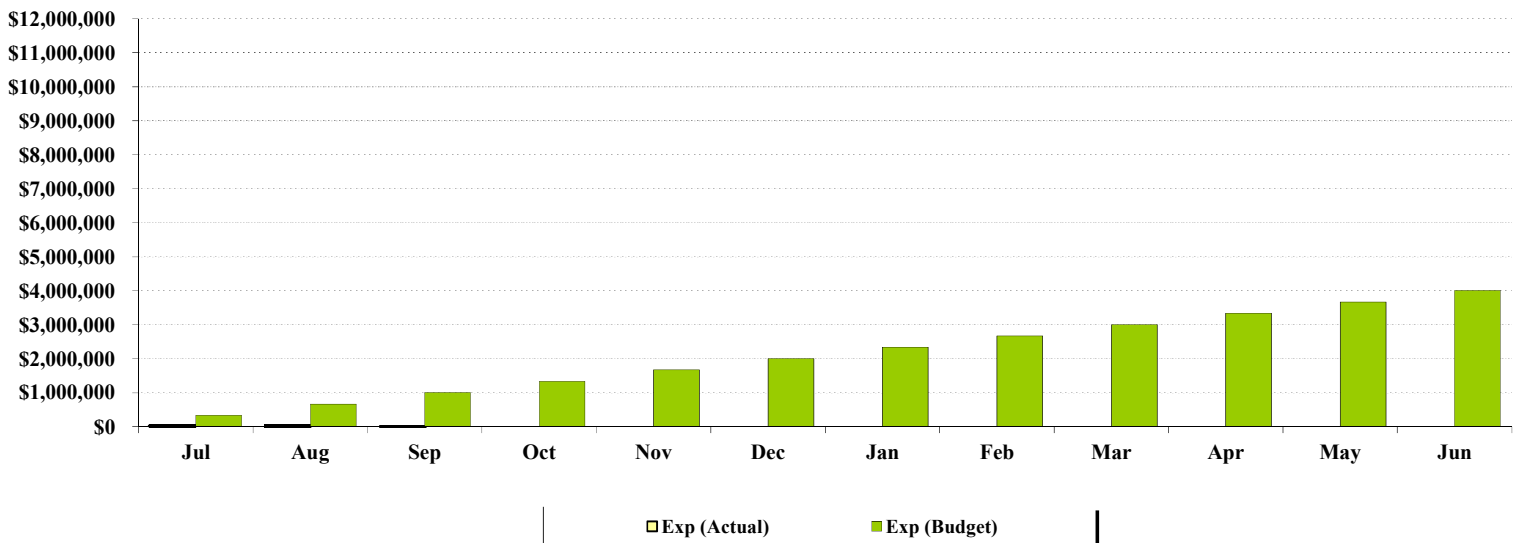
**REVENUE AND EXPENSE REPORT - CAPITAL OUTLAYS**

<b>Revenue:</b>	<b>Adjusted Budget</b>	<b>Curent Period</b>	<b>Fiscal Year to Date</b>		<b>Unrealized Revenue</b>	<b>% Realized</b>
Sanitation Fees	\$ -	\$ -	\$ -		\$ -	-
Connection Fees Triunfo	-	-	-		-	-
Recycled Water	-	-	-		-	-
Potable Water	-	-	-		-	-
Water Meter Services	-	-	-		-	-
Interest Income	-	-	-		-	-
Revenue - Surcharges	-	-	-		-	-
Revenue - Violations	-	-	-		-	-
Other Services & Fees	-	-	-		-	-
<b>Total Revenue</b>	<b>\$ -</b>	<b>\$ -</b>	<b>\$ -</b>		<b>\$ -</b>	<b>-</b>

<b>Expenses:</b>	<b>Adjusted Budget</b>	<b>Curent Period</b>	<b>Fiscal Year to Date</b>	<b>Encumbrances</b>	<b>Available Budget</b>	<b>% Committed</b>
Wastewater Treatment	\$ -	\$ -	\$ -	\$ -	\$ -	-
Potable Water Purch.	-	-	-	-	-	-
Recycled Water Purch.	-	-	-	-	-	-
VRSD (Administration)	-	-	-	-	-	-
VRSD (Operations)	-	-	-	-	-	-
Professional Services	-	454	1,348	-	(1,348)	-
Depreciation/Amortization	-	-	-	-	-	-
Overhead cost allocation	-	-	-	-	-	-
Joint Venture spending	2,467,481	-	-	-	2,467,481	0.0%
Tillman plant	-	-	-	-	-	-
Debt service	-	(44,795)	-	-	-	-
Permits, fees, & other	-	-	-	-	-	-
Board member fees	-	-	-	-	-	-
General & Administrative	-	-	-	-	-	-
Outside Contractor Services	1,540,000	16,298	24,190	0	1,515,810	1.6%
<b>Total Expenses</b>	<b>\$ 4,007,481</b>	<b>\$ (28,043)</b>	<b>\$ 25,538</b>	<b>\$ 0</b>	<b>\$ 3,981,943</b>	<b>0.6%</b>
<b>Increase/(Decrease) to Reserves</b>	<b>\$ (4,007,481)</b>	<b>\$ 28,043</b>	<b>\$ (25,538)</b>	<b>\$ (0)</b>	<b>\$ (3,981,943)</b>	<b>0.6%</b>

**YTD REVENUE AND EXPENSE - CAPITAL OUTLAYS**



**TRIUNFO SANITATION DISTRICT**

September 30, 2017

25%

**REVENUE AND EXPENSE REPORT - CENTRAL ADMINISTRATION**

<b>Revenue:</b>	<b>Adjusted Budget</b>	<b>Curent Period</b>	<b>Fiscal Year to Date</b>		<b>Unrealized Revenue</b>	<b>% Realized</b>
Sanitation Fees	\$ -	\$ -	\$ -		\$ -	-
Connection Fees Triunfo	-	-	-		-	-
Recycled Water	-	-	-		-	-
Potable Water	-	-	-		-	-
Water Meter Services	-	-	-		-	-
Interest Income	-	-	-		-	-
Revenue - Surcharges	-	-	-		-	-
Revenue - Violations	-	-	-		-	-
Other Services & Fees	-	-	-		-	-
<b>Total Revenue</b>	<b>\$ -</b>	<b>\$ -</b>	<b>\$ -</b>		<b>\$ -</b>	<b>-</b>
<b>Expenses:</b>	<b>Adjusted Budget</b>	<b>Curent Period</b>	<b>Fiscal Year to Date</b>	<b>Encumbrances</b>	<b>Available Budget</b>	<b>% Committed</b>
Wastewater Treatment	\$ -	\$ -	\$ -	\$ -	\$ -	-
Potable Water Purch.	-	-	-	-	-	-
Recycled Water Purch.	-	-	-	-	-	-
VRSD (Administration)	727,140	59,676	201,271	-	525,869	27.7%
VRSD (Operations)	-	-	-	-	-	-
Professional Services	100,003	1,525	13,011	-	86,992	13.0%
Depreciation/Amortization	-	-	-	-	-	-
Overhead cost allocation	(966,526)	(80,544)	(241,631)	-	(724,895)	25.0%
Joint Venture spending	-	-	-	-	-	-
Tillman plant	-	-	-	-	-	-
Debt service	-	-	-	-	-	-
Permits, fees, & other	12,971	-	9,906	-	3,065	76.4%
Board member fees	62,678	4,228	13,858	-	48,820	22.1%
General & Administrative	76,730	6,689	16,923	-	59,807	22.1%
Outside Contractor Services	-	-	-	-	-	-
<b>Total Expenses</b>	<b>\$ 12,996</b>	<b>\$ (8,426)</b>	<b>\$ 13,337</b>	<b>\$ -</b>	<b>\$ (341)</b>	<b>1.0</b>
<b>Net Income/(Loss) before Capital</b>	<b>\$ (12,996)</b>	<b>\$ 8,426</b>	<b>\$ (13,337)</b>	<b>\$ -</b>	<b>\$ 341</b>	<b>1.0</b>
<b>Capital Outlays</b>	<b>-</b>	<b>-</b>	<b>-</b>	<b>-</b>	<b>-</b>	<b>-</b>
<b>Increase/(Decrease) to Reserves</b>	<b>\$ (12,996)</b>	<b>\$ 8,426</b>	<b>\$ (13,337)</b>	<b>\$ -</b>	<b>\$ 341</b>	<b>1.0</b>

**TRIUNFO SANITATION DISTRICT**

September 30, 2017

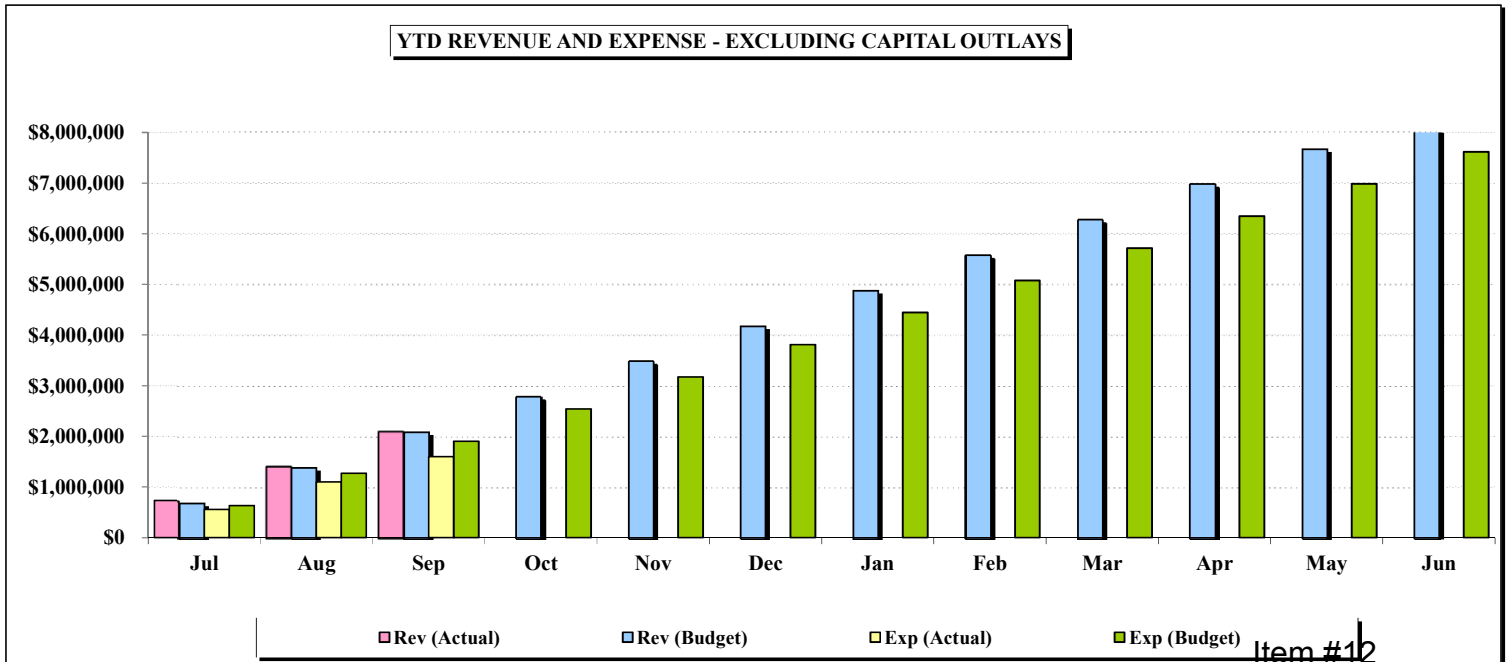
25%

**REVENUE AND EXPENSE REPORT - WASTEWATER**

<b>Revenue:</b>	<b>Adjusted Budget</b>	<b>Curent Period</b>	<b>Fiscal Year to Date</b>		<b>Unrealized Revenue</b>	<b>% Realized</b>
Sanitation Fees	\$ 8,212,841	\$ 674,660	\$ 2,070,985		\$ 6,141,855	25.2%
Connection Fees Triunfo	80,000	675	675		79,325	0.8%
Recycled Water	-	-	-		-	-
Potable Water	-	-	-		-	-
Water Meter Services	-	-	-		-	-
Interest Income	40,000	8,804	25,796		14,204	64.5%
Revenue - Surcharges	-	-	-		-	-
Revenue - Violations	-	-	-		-	-
Other Services & Fees	40,000	3,206	6,936		33,064	17.3%
<b>Total Revenue</b>	<b>\$ 8,372,841</b>	<b>\$ 687,345</b>	<b>\$ 2,104,392</b>		<b>\$ 6,268,449</b>	<b>25.1%</b>

<b>Expenses:</b>	<b>Adjusted Budget</b>	<b>Curent Period</b>	<b>Fiscal Year to Date</b>	<b>Encumbrances</b>	<b>Available Budget</b>	<b>% Committed</b>
Wastewater Treatment	\$ 4,667,075	\$ 304,623	\$ 943,267	\$ -	\$ 3,723,808	20.2%
Potable Water Purch.	-	-	-	-	-	-
Recycled Water Purch.	-	-	-	-	-	-
VRSD (Administration)	201,853	10,227	34,243	-	167,611	17.0%
VRSD (Operations)	1,606,110	115,198	374,812	-	1,231,297	23.3%
Professional Services	-	1,495	7,548	-	(7,548)	-
Depreciation/Amortization	431,777	28,020	84,059	-	347,718	19.5%
Overhead cost allocation	392,157	32,680	98,039	-	294,118	25.0%
Joint Venture spending	-	-	-	-	-	-
Tillman plant	-	-	-	-	-	-
Debt service	-	-	-	-	-	-
Permits, fees, & other	196,771	-	45,827	-	150,944	23.3%
Board member fees	10,650	-	-	-	10,650	0.0%
General & Administrative	112,261	4,826	11,984	-	100,277	10.7%
Outside Contractor Services	-	-	-	-	-	-
<b>Total Expenses</b>	<b>\$ 7,618,654</b>	<b>\$ 497,068</b>	<b>\$ 1,599,778</b>	<b>\$ -</b>	<b>\$ 6,018,876</b>	<b>21.0%</b>
<b>Net Income/(Loss) before Capital</b>	<b>\$ 754,186</b>	<b>\$ 190,277</b>	<b>\$ 504,614</b>	<b>\$ -</b>	<b>\$ 249,573</b>	<b>66.9%</b>
<b>Capital Outlays</b>	<b>(3,363,975)</b>	<b>(16,084)</b>	<b>(22,529)</b>	<b>-</b>	<b>(3,341,446)</b>	<b>0.7%</b>
<b>Increase/(Decrease) to Reserves</b>	<b>\$ (2,609,789)</b>	<b>\$ 174,193</b>	<b>\$ 482,085</b>	<b>\$ -</b>	<b>\$ (3,091,874)</b>	<b>-18.5%</b>



## TRIUNFO SANITATION DISTRICT

September 30, 2017

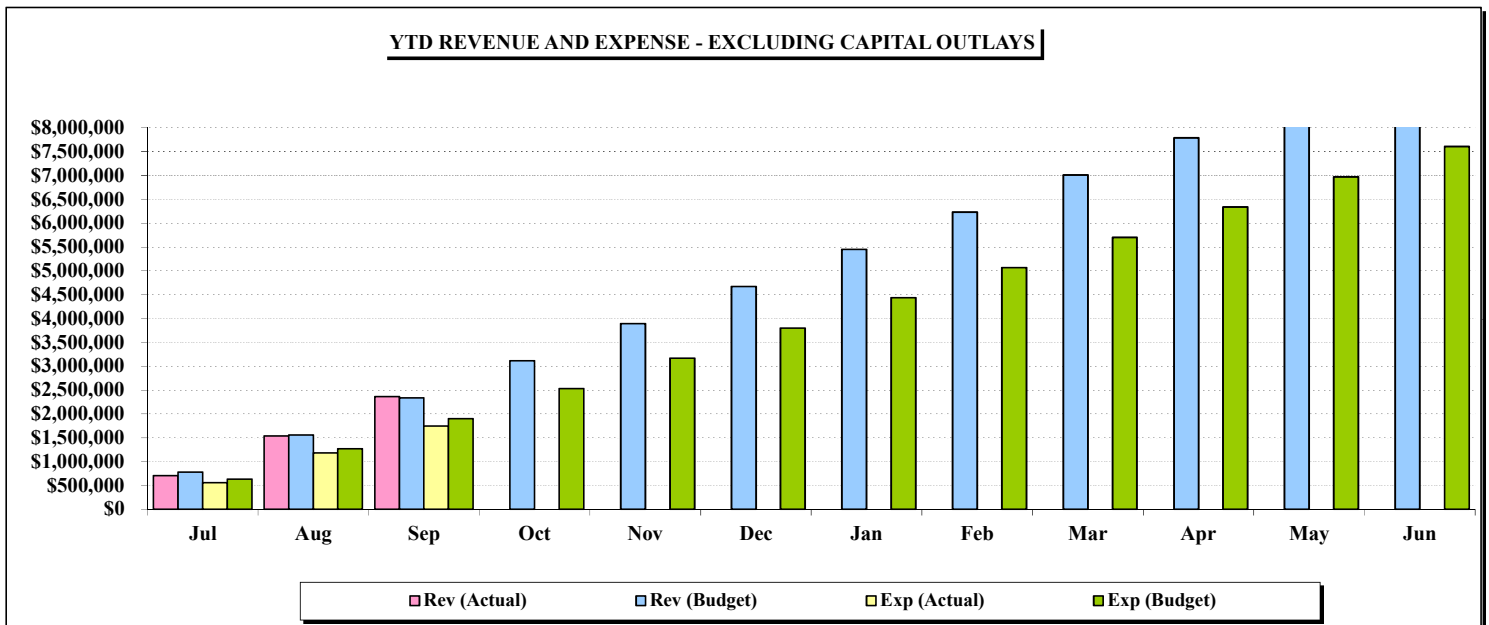
25%

### REVENUE AND EXPENSE REPORT - POTABLE WATER

<u>Revenue:</u>	<u>Adjusted Budget</u>	<u>Curent Period</u>	<u>Fiscal Year to Date</u>	<u>Unrealized Revenue</u>	<u>% Realized</u>
Sanitation Fees	\$ -	\$ -	\$ -	\$ -	-
Connection Fees Triunfo	-	-	-	-	-
Recycled Water	-	-	-	-	-
Potable Water	7,309,742	648,301	1,863,073	5,446,670	25.5%
Water Meter Services	1,849,844	153,825	443,898	1,405,946	24.0%
Interest Income	-	-	-	-	-
Revenue - Surcharges	-	-	-	-	-
Revenue - Violations	-	-	-	-	-
Other Services & Fees	184,164	21,295	56,178	127,986	30.5%
<b>Total Revenue</b>	<b>\$ 9,343,751</b>	<b>\$ 823,421</b>	<b>\$ 2,363,149</b>	<b>\$ 6,980,602</b>	<b>25.3%</b>

<u>Expenses:</u>	<u>Adjusted Budget</u>	<u>Curent Period</u>	<u>Fiscal Year to Date</u>	<u>Encumbrances</u>	<u>Available Budget</u>	<u>% Committed</u>
Wastewater Treatment	\$ -	\$ -	\$ -	\$ -	\$ -	-
Potable Water Purch.	3,973,407	315,220	978,913	-	2,994,494	24.6%
Recycled Water Purch.	-	-	-	-	-	-
VRSD (Administration)	247,198	27,110	81,083	-	166,115	32.8%
VRSD (Operations)	1,463,993	93,198	284,827	-	1,179,166	19.5%
Professional Services	-	6,336	18,438	-	(18,438)	-
Depreciation/Amortization	788,188	65,628	196,901	-	591,287	25.0%
Overhead cost allocation	439,732	36,644	109,933	-	329,799	25.0%
Joint Venture spending	-	-	-	-	-	-
Tillman plant	-	-	-	-	-	-
Debt service	349,168	-	25,357	-	323,811	7.3%
Permits, fees, & other	157,079	5,066	17,238	-	139,841	11.0%
Board member fees	-	-	-	-	-	-
General & Administrative	184,935	16,126	34,119	-	150,816	18.4%
Outside Contractor Services	-	-	-	-	-	-
<b>Total Expenses</b>	<b>\$ 7,603,700</b>	<b>\$ 565,328</b>	<b>\$ 1,746,809</b>	<b>\$ -</b>	<b>\$ 5,856,891</b>	<b>23.0%</b>
<b>Net Income/(Loss) before Capital</b>	<b>\$ 1,740,051</b>	<b>\$ 258,093</b>	<b>\$ 616,340</b>	<b>\$ -</b>	<b>\$ 1,123,711</b>	<b>35.4%</b>
<b>Capital Outlays</b>	<b>-</b>	<b>(385)</b>	<b>(1,289)</b>	<b>-</b>	<b>1,289</b>	<b>-</b>
<b>Increase/(Decrease) to Reserves</b>	<b>\$ 1,740,051</b>	<b>\$ 257,708</b>	<b>\$ 615,051</b>	<b>\$ -</b>	<b>\$ 1,124,999</b>	<b>35.3%</b>



## TRIUNFO SANITATION DISTRICT

September 30, 2017

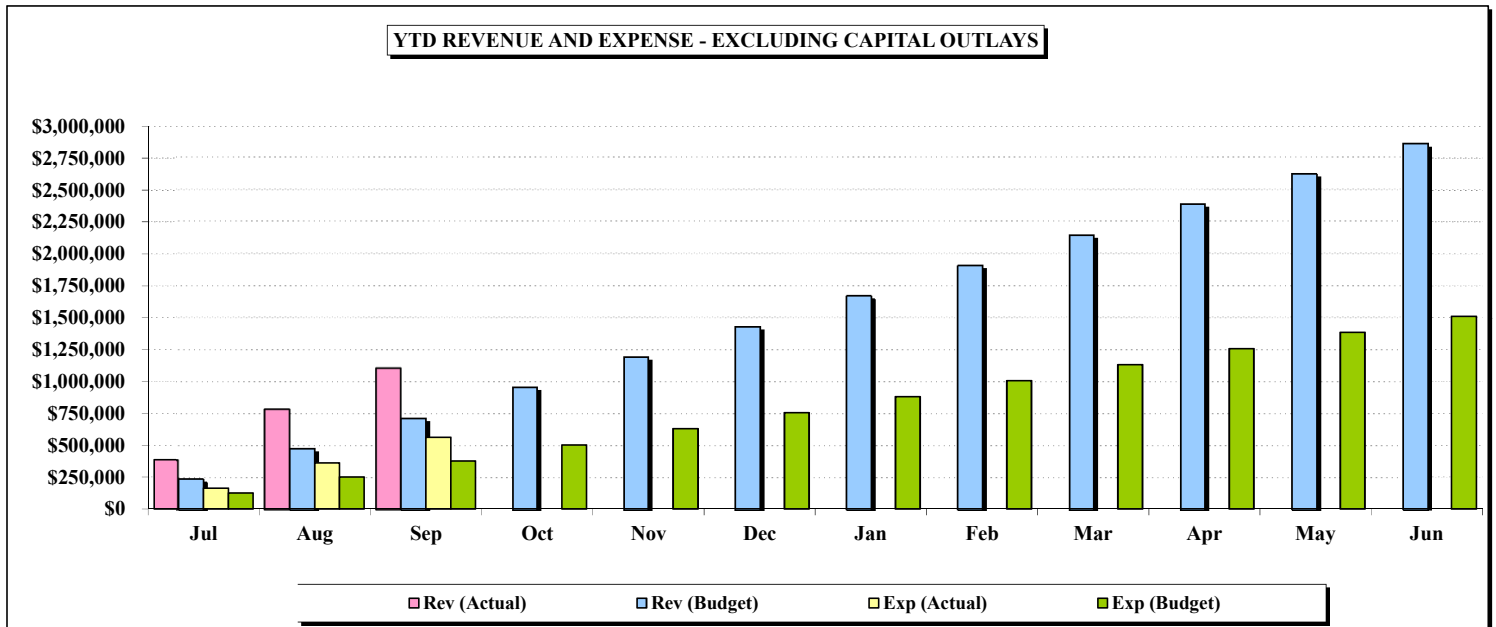
25%

### REVENUE AND EXPENSE REPORT - RECYCLED WATER

<b>Revenue:</b>	<b>Adjusted Budget</b>	<b>Curent Period</b>	<b>Fiscal Year to Date</b>	<b>Unrealized Revenue</b>	<b>% Realized</b>
Sanitation Fees	\$ -	\$ -	\$ -	\$ -	-
Connection Fees Triunfo	-	-	-	-	-
Recycled Water	2,651,445	301,916	1,052,955	1,598,490	39.7%
Potable Water	-	-	-	-	-
Water Meter Services	209,435	17,453	50,083	159,353	23.9%
Interest Income	-	-	-	-	-
Revenue - Surcharges	-	-	-	-	-
Revenue - Violations	-	-	-	-	-
Other Services & Fees	-	910	464	(464)	-
<b>Total Revenue</b>	<b>\$ 2,860,880</b>	<b>\$ 320,279</b>	<b>\$ 1,103,502</b>	<b>\$ 1,757,379</b>	<b>38.6%</b>

<b>Expenses:</b>	<b>Adjusted Budget</b>	<b>Curent Period</b>	<b>Fiscal Year to Date</b>	<b>Encumbrances</b>	<b>Available Budget</b>	<b>% Committed</b>
Wastewater Treatment	\$ -	\$ -	\$ -	\$ -	\$ -	-
Potable Water Purch.	-	-	-	-	-	-
Recycled Water Purch.	692,258	75,444	282,270	-	409,988	40.8%
VRSD (Administration)	77,712	3,020	12,082	-	65,630	15.5%
VRSD (Operations)	153,285	27,035	76,159	-	77,126	49.7%
Professional Services	-	1,501	2,411	-	(2,411)	-
Depreciation/Amortization	98,555	33,234	97,980	-	576	99.4%
Overhead cost allocation	134,637	11,220	33,659	-	100,978	25.0%
Joint Venture spending	-	-	-	-	-	-
Tillman plant	-	-	-	-	-	-
Debt service	349,393	44,795	44,795	-	304,598	12.8%
Permits, fees, & other	1,643	-	-	-	1,643	0.0%
Board member fees	-	-	-	-	-	-
General & Administrative	2,395	3,614	13,303	-	(10,908)	555.5%
Outside Contractor Services	-	-	-	-	-	-
<b>Total Expenses</b>	<b>\$ 1,509,878</b>	<b>\$ 199,862</b>	<b>\$ 562,659</b>	<b>\$ -</b>	<b>\$ 947,219</b>	<b>37.3%</b>
<b>Net Income/(Loss) before Capital</b>	<b>\$ 1,351,003</b>	<b>\$ 120,417</b>	<b>\$ 540,843</b>	<b>\$ -</b>	<b>\$ 810,160</b>	<b>40.0%</b>
<b>Capital Outlays</b>	<b>(643,505)</b>	<b>44,512</b>	<b>(1,720)</b>	<b>-</b>	<b>(641,785)</b>	<b>0.3%</b>
<b>Increase/(Decrease) to Reserves</b>	<b>\$ 707,497</b>	<b>\$ 164,929</b>	<b>\$ 539,123</b>	<b>\$ -</b>	<b>\$ 168,374</b>	<b>76.2%</b>



(This page intentionally left blank)